



US00D440311S

(12) **United States Design Patent**
Michelson

(10) **Patent No.:** **US D440,311 S**
(45) **Date of Patent:** **** Apr. 10, 2001**

- (54) **ANTERIOR CERVICAL PLATE**
- (76) **Inventor:** **Gary K. Michelson**, 438 Sherman Canal, Venice, CA (US) 90291
- (**) **Term:** **14 Years**
- (21) **Appl. No.:** **29/113,530**
- (22) **Filed:** **Nov. 4, 1999**

Related U.S. Application Data

- (60) Division of application No. 29/088,769, filed on Jun. 1, 1998, which is a continuation-in-part of application No. 09/022,293, filed on Feb. 11, 1998, now Pat. No. 6,193,721
- (60) Provisional application No. 60/037,139, filed on Feb. 11, 1997.
- (51) **LOC (7) Cl.** **24-03**
- (52) **U.S. Cl.** **D24/155**
- (58) **Field of Search** D24/155, 140; 623/111, 116; 609/69-72

References Cited

U.S. PATENT DOCUMENTS

Re. 31,628	7/1984	Allgower et al. .
D. 402,032	12/1998	Stone .
D. 406,646	3/1999	Stone .
4,493,317	1/1985	Klaue .
4,651,724	3/1987	Berentey et al. .
5,041,113	8/1991	Biedermann et al. .
5,127,912	7/1992	Ray et al. .
5,147,361	9/1992	Ojima et al. .
5,180,381	1/1993	Aust et al. .
5,190,544	3/1993	Chapman et al. .

(List continued on next page.)

OTHER PUBLICATIONS

Advertisement for Codman Anterior Cervical Plate System by Codman, Johnson & Johnson, Professional, Inc. AESCULAP Scientific Information Booklet, Anterior Cervical Fusion and Interbody Stabilization with the Trapezial Osteosynthetic Plate Technique by Wolfhard Casper, Feb. 1986.

Article from Plastic and Reconstructive Surgery, Comparison of Compression and Torque Measurements of Self-Tapping and Pretapped Screws by John H. Phillips, M.D., F.R.C.S.(C), and Berton A. Rahn, M.D., D.D.S., Mar. 1989.
Article from The Journal of Prosthetic Dentistry, Bone-implant interface structures after nontapping and tapping insertion of screw-type titanium alloy endosseous implants by Keiichi Satomi, D.D.S., Yasumasa Akagawa, D.D.S., Ph.D., Hiromasa Nikai, D.D.S., Ph.D., and Hiroshima Tsuru, D.D.S., Ph.D., Mar. 1988, vol. 59, No. 3.

Brochure by SYNTHES Spine for *Cervical Spine Locking Plate*, 1991.

ORION Brochure, *Anterior Cervical Plate System, Surgical Technique*, as described by Gary L. Lowery, M.D., Ph.D., Jul. 1994.

CODMAN Brochure, *Anterior Cervical Plate System*, Sep. 1995.

Primary Examiner—Ian Simmons
(74) *Attorney, Agent, or Firm*—Martin & Ferraro, LLP



(57) **CLAIM**

The ornamental design for the an anterior cervical plate, as shown and described.

DESCRIPTION

FIG. 1 is a top perspective view of an anterior cervical plate showing my new design;
FIG. 2 is an end elevational view thereof, the opposite end elevational view being a mirror image thereto;
FIG. 3 is a top plan view thereof;
FIG. 4 is a bottom plan view thereof;
FIG. 5 is a right side elevational view thereof, the left side elevational view being a mirror image thereto
FIG. 6 is a top plan view thereof, the broken line showing of the locking elements are for illustrative purposes only and forms no part of the claimed design; and,
FIG. 7 is a top perspective view of a second embodiment of an anterior cervical plate showing my new design.

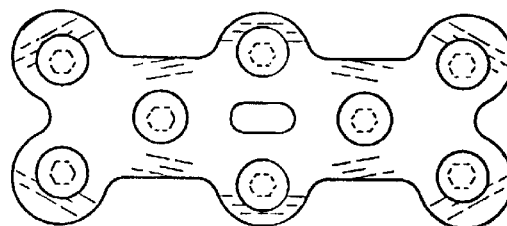
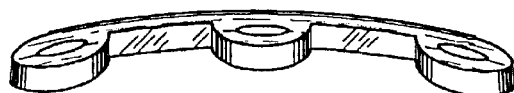
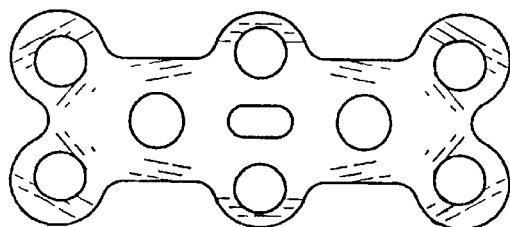
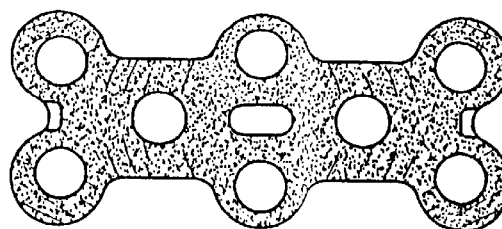
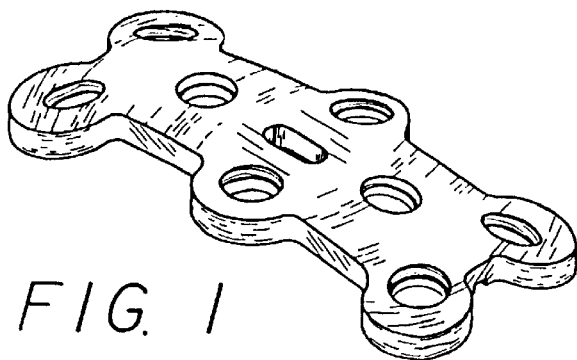
1 Claim, 2 Drawing Sheets



US D440,311 S

Page 2

U.S. PATENT DOCUMENTS				
		5,558,674	9/1996	Heggeness et al. .
5,300,073	4/1994	5,601,553	2/1997	Trebing et al. .
5,364,399	11/1994	5,607,426	3/1997	Ralph et al. .
5,423,826	6/1995	5,676,666	10/1997	Oxland et al. .
5,549,612	8/1996	5,954,722	9/1999	Bono .






FIG. 7