



US00D392387S

# United States Patent [19]

[11] Patent Number: Des. 392,387

Michelson

[45] Date of Patent: \*\*Mar. 17, 1998

- [54] **LORDOTIC ARTIFICIAL SPINAL FUSION IMPLANT**
- [76] Inventor: **Gary Karlin Michelson**, 438 Sherman Canal, Venice, Calif. 90291
- [\*\*] Term: **14 Years**
- [21] Appl. No.: **40,661**
- [22] Filed: **Jun. 7, 1995**

4,714,469	12/1987	Kenna .....	623/17
4,759,769	7/1988	Hedman et al. ....	623/17
4,863,477	9/1989	Monson .....	623/17
4,904,261	2/1990	Dove et al. ....	623/17
5,306,309	4/1994	Wagner et al. ....	623/17

*Primary Examiner*—Kay H. Chin  
*Attorney, Agent, or Firm*—Lewis Anten, Esq.; Amedeo Ferraro, Esq.

### [57] CLAIM

The ornamental design for the lordotic artificial spinal fusion implant, as shown and described.

### Related U.S. Application Data

- [63] Continuation-in-part of Ser. No. 23,922, Jun. 3, 1994, Pat. No. Des. 377,527, and Ser. No. 263,952, Jun. 22, 1994, abandoned, said Ser. No. 263,952, is a continuation of Ser. No. 52,211, Apr. 22, 1993, abandoned, which is a continuation of Ser. No. 546,849, Jul. 2, 1990, abandoned, which is a continuation of Ser. No. 212,480, Jun. 28, 1988, abandoned.
- [51] LOC (6) Cl. .... **24-03**
- [52] U.S. Cl. .... **D24/155**
- [58] Field of Search ..... D24/155; 623/17, 623/16, 11; 606/61, 60, 70, 76, 72, 73

### DESCRIPTION

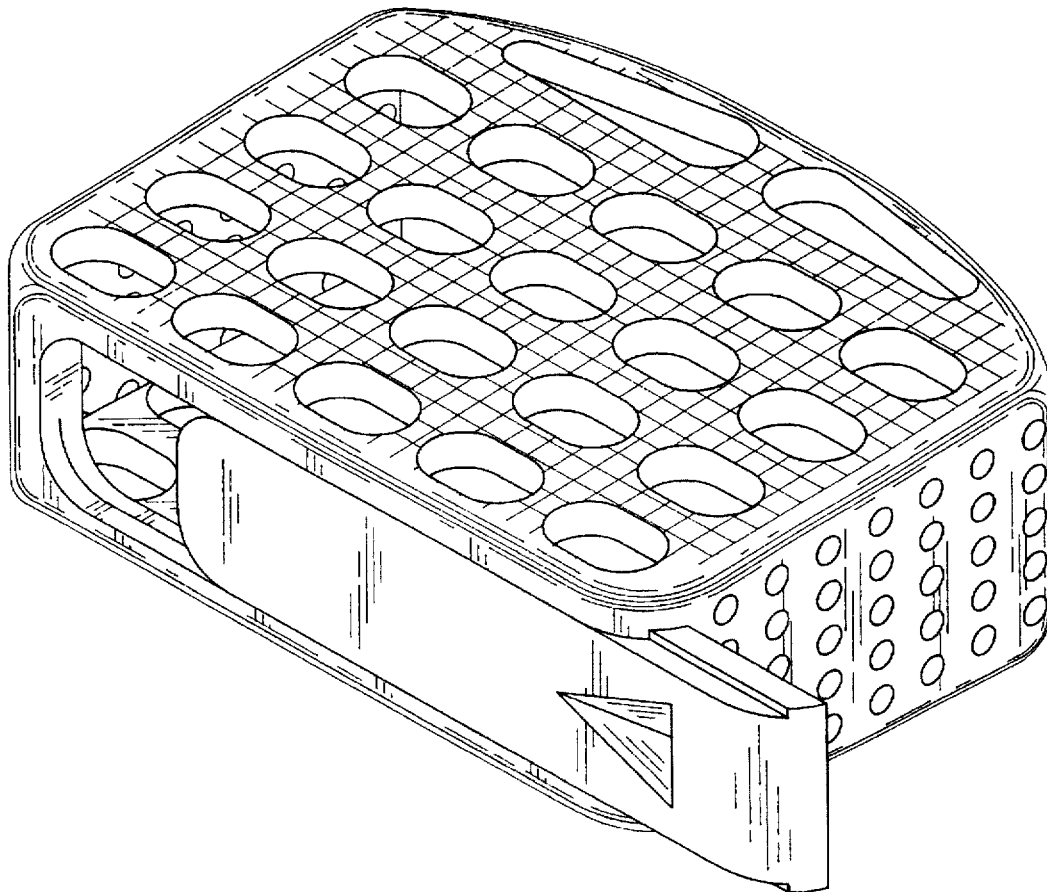
FIG. 1 is a perspective view of a lordotic artificial spinal fusion implant showing my new design with the sliding door in a partially open condition;  
 FIG. 2 is a top plan view thereof, the bottom plan view being a mirror image that shown;  
 FIG. 3 is a left side elevational view thereof;  
 FIG. 4 is a right side elevational view thereof;  
 FIG. 5 is a rear elevational view thereof;  
 FIG. 6 is a front elevational view thereof; and,  
 FIG. 7 is a fragmentary portion of the top plan view on a greatly enlarged scale of the area within the circled region 7 of FIG. 2.

### References Cited

#### U.S. PATENT DOCUMENTS

D. 245,259 8/1977 Shen ..... D24/155

**1 Claim, 2 Drawing Sheets**



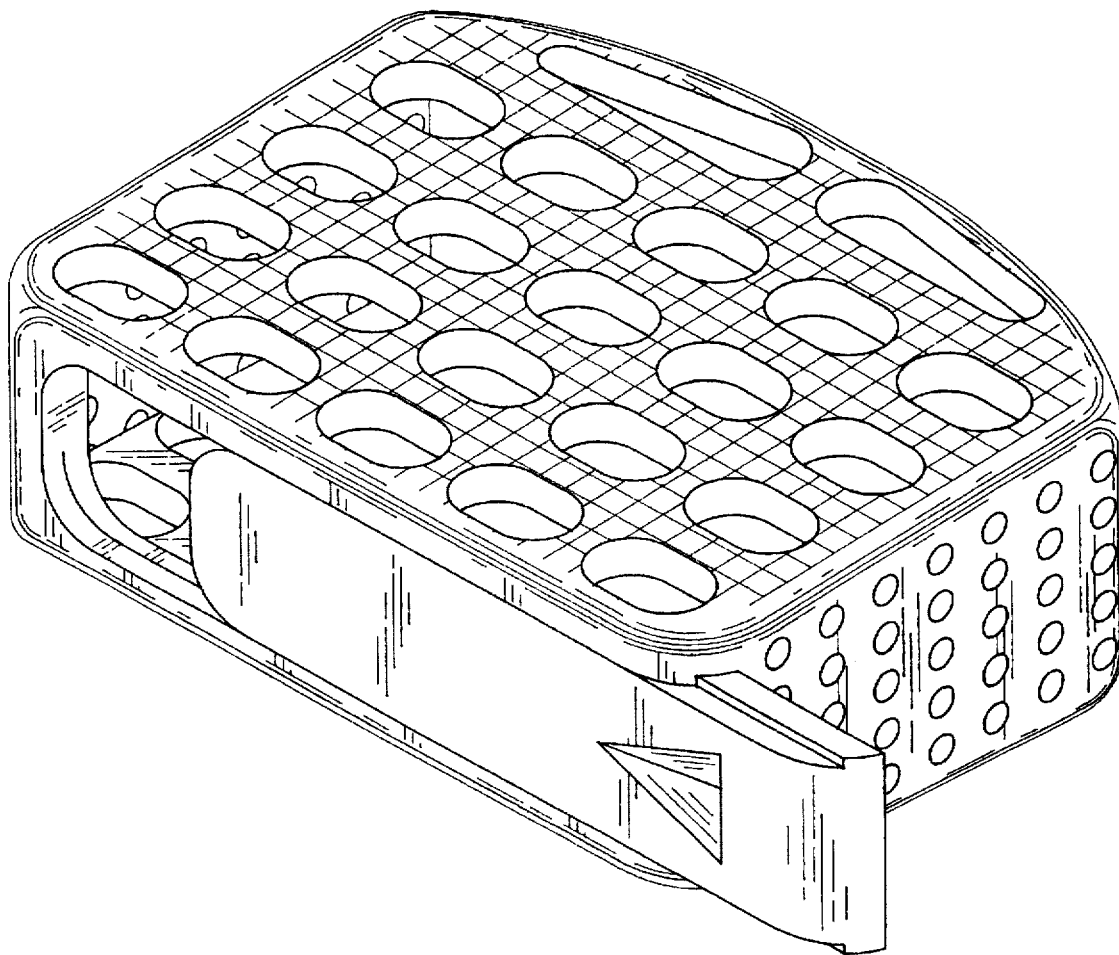


FIG 1

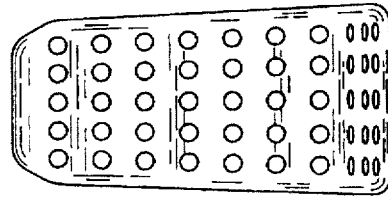


FIG 3

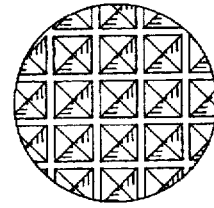


FIG 7

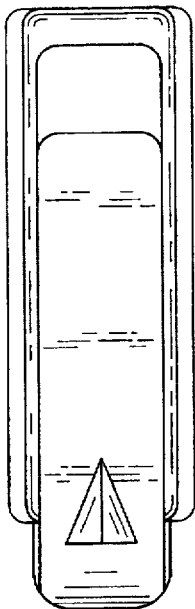


FIG 5

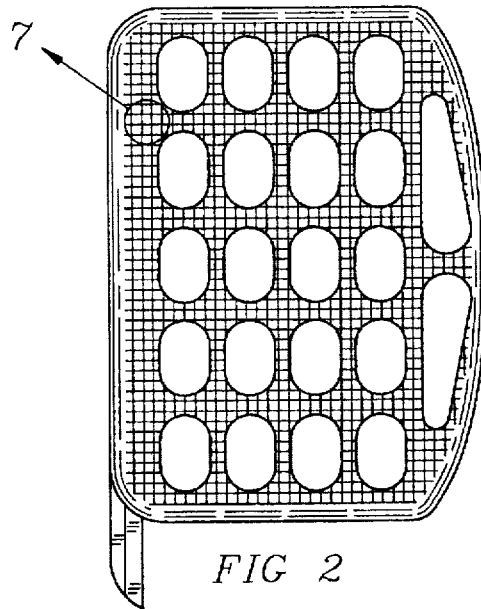


FIG 2

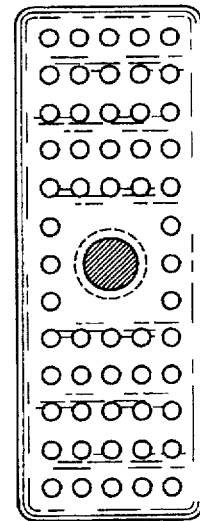


FIG 6




FIG 4